由 Autodesk 教育版产品制作

RoHS 客户图

REV.	ECN	DESCRIPTION	MDF'D	DATE
A0	———	新订图面	Lee	2020.03.18

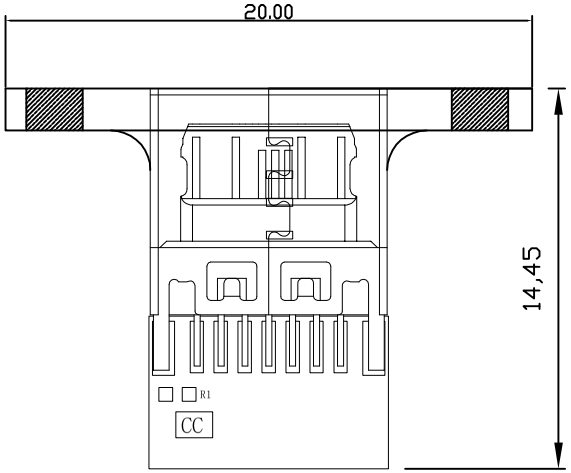

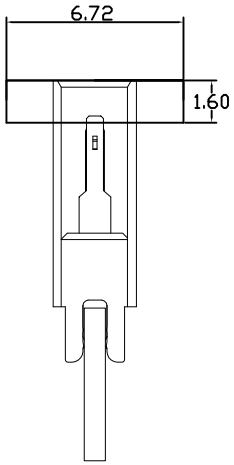

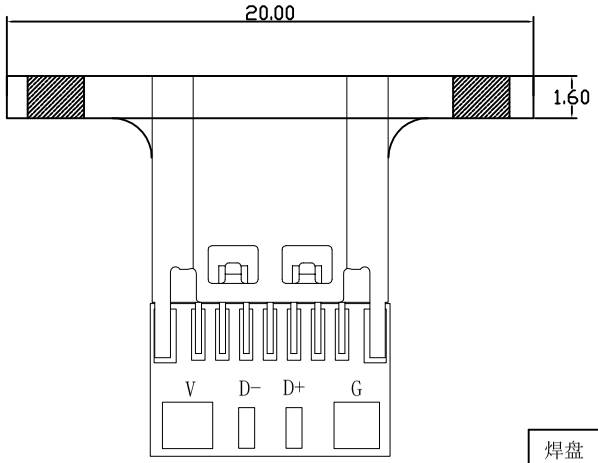

备注:

1. 电气测试:
1.1接触抗阻：30mΩ MAX，
寿命后变化±10mΩ
1.2耐电压：100V AC
1.3绝缘阻抗：1000MΩ MIN
1.4额定电流 5A
2. 机械测试
2.1耐久测试：10000次；
2.2插入力：20N Max；
2.3拔出力：8N Min；
3. 包装:
3.1 PE袋包装，最小包装量1000PCS
4. 环境
4.1工作温度：-55℃~+88℃

焊盘	CC1	CC2		
针位	A5	B5		

焊盘	V	D-	D+	G
针位	A4 A9 B4 B9	A7 B7	A6 B6	A1 A12 B1 B12
备注	R1:G+A5/5.1KΩ 下拉(0402)		R2:G+B5/5.1KΩ 下拉(0402)	

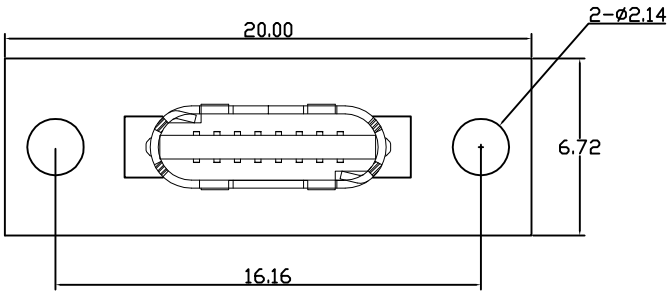

接点定义放大图(16P)

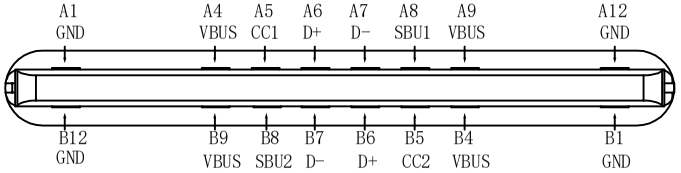

创益讯电子（深圳）有限公司 Chuangyixun Electronics (Shenzhen) Co., Ltd		页码(SHEET)	1/1	比例(SCALE) 1:1
		单位(UNIT):	mm	
		设计(DESIGN)	LKH	未注公差 TOLERANCE UNSPECIFIED
品名(ITEM NO)	TYPE-C5P带固定板母座（不带电阻）	审核(CHECKED)	TYJ	.0±0.30 0.°±10° .00±0.20 .0°±8° .000±0.10 .00°±5°
图号(DWG NO)	CYX-H145P5B	核准(APPROVED)		

These drawings and specifications are owned by CHUANGYIXUN Electronics (Shenzhen) Co., LTD., and shall not be copied. It may not be reproduced or used in any way without the prior written consent of our company .

由 Autodesk 教育版产品制作